



***Known for Reliability
Since 1921***

Manual Feed Grinders

The BIRO 722 / 822SS / 922SS Series of Manual Feed Grinders is a group of reliable, durable, and inexpensive service grinders designed for restaurants, meat departments, and hunters. All of these grinders have specially constructed motors, which gives you all of the power and output you need in a grinder. All models are equipped with a single reduction HTD (high torque drive) belt system that provides maximum power without slippage for greater productivity. The bowl assembly and feed tray on each of the models can be removed without tools. Their simple, rugged construction gives you a grinder that is easy to clean and virtually maintenance free. With a 22 head size and straight or flared throat, you can choose the grinder that's right for you. Reliability, durability, and low maintenance - BIRO Service Grinders.



722



822SS



922SS

722 / 822SS / 922SS


SPECIFICATIONS

MODELS	722		822SS				922SS			
Motors:	Std.	Opt.	Std.	Opt.	Opt.	Opt.	Std.	Opt.	Opt.	Opt.
HP (KW)	¾(.56kw)TE	¾(.56kw)TE	1(.75kw)OP	1(.75kw)OP	1(.75kw)OP	1(.75kw)OP	1(.75kw)OP	1(.75kw)OP	1(.75kw)OP	1(.75kw)OP
Voltage	115/208-230	220	115/230	240	220/380	220/440	115/230	240	220/380	220/440
Cycle	60	50	60	50	50	60	60	50	50	60
Phase	1	1	1	1	3	3	1	1	3	3
Amps	7/3.7-3.5	4.3	13.2/6.6	6.2	3.8/2.2	3.8/1.9	13.2/6.6	6.2	3.8/2.2	3.8/1.9
Switch System:	Toggle with Rubber Boot						Magnetic system w/ Pushbuttons & Tray Interlock			
Construction:	Cast aluminum base		Case: mirror finish stainless steel							
Feed Pan:	Removable stainless steel feed pans standard, welded bowl guard w/ interlock on 922SS									
Feed Pan Capacity:	Holds approximately 20 LBS. (9.1KG)						Holds approximately 25 LBS. (11.3KG)			
Bowl:	Cast Iron, Tinned, straight sides						C.I., Tinned, flared sides - Opt Stainless Steel @ EC			
Bearings on Drive Shaft:	Heavy duty thrust and radial - prelubricated									
Drive System:	HTD (high-torque drive) steel wire power grip belt, 95% efficiency rated, non corrosive, no lubrication required									
Grind Capacity Output:	All capacities are approximate through 1/8" hole plate and depend on product type, temperature, size, plate hole size, and feed rate.									
lbs/kgs per minute	10-16 lbs. (4.5-7.3 kgs)		10-16 lbs. (4.5-7.3 kgs)				12-17 lbs. (5.5-7.7 kgs)			
Standard Features:	Stomper, operating and safety manual, 6-foot cord and plug-all single phase, 60 Hz. 6-foot cord less plug-all three phase.									
Size 22 Knife/Plate:	Required, extra cost. Various plate hole sizes available to fit your specific application. See below.									
Certifications:	NSF UL USDA		NSF USDA				NSF USDA UL (115/230-60-1only) CFIA			
Weights: Net	88 lbs. (39.9 kg)		89 lbs. (40.3 kg)				93 lbs. (42.2 kg)			
Gross packed	119 lbs. (54.1 kg)		121 lbs. (54.9 kg)				148 lbs. (67.1 kg)			
Dimensions Crated:	L=18" x W=31" x H=27" 457 mm x 787 mm x 686 mm		L=16" x W=28.5" x H=24" 406 mm x 724 mm x 610 mm				L=18" x W=31" x H=27" 457 mm x 787 mm x 686 mm			

TE = Totally Enclosed OP = Open STD = Standard
EC = Extra Cost OPT = Optional

3/8" (9.5 mm)

1/8" (3.2 mm)



Extra cost, size 22 knife and plate.
Plate hole sizes available listed below.

Recommended 3/8" first grind, 1/8" second grind.

MC22-17	Knife, 4 Blade
MC22-18-125	Plate, 1/8" Holes (3.2mm)
MC22-18-156	Plate, 5/32" Holes (4.0mm)
MC22-18-187	Plate, 3/16" Holes (4.3mm)
MC22-18-375	Plate, 3/8" Holes (9.5mm)

BIRO MANUFACTURING COMPANY
1114 WEST MAIN STREET
MARBLEHEAD, OH 43440-2099 U.S.A.

Phone: (419) 798-4451

Fax: (419) 798-9106

<http://www.birosaw.com>

sales@birosaw.com

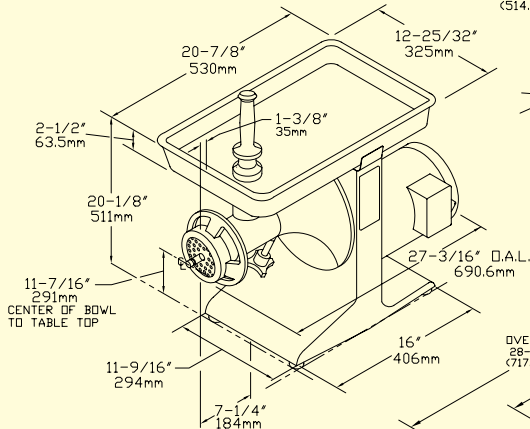
ITEM NO.: LIT-22-22-218

FORM NO.: Md 722/822/922-218-10-18-21-B

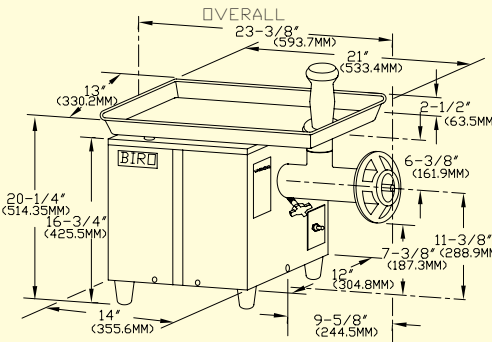
All specifications contained herein are subject to change without notification.

Service is available from locations worldwide

MODEL 722



MODEL 822SS



MODEL 922SS

